








LEGEND

-  Study Area
-  Servicing Area
-  Low Pressure Sewers
-  Forcemain
-  Lift Station
-  Existing Subdivisions
-  Junction Name

Scale 1:50,000

Figure 5.3.1.2
**SOUTH EAST AREA
 SERVICING STUDY**

LOW PRESSURE SEWER SYSTEM
CONCEPT PLAN

